

# The BUZZ



7549 W. Cactus Rd  
Peoria, AZ 85381  
623-334-9359

[www.quiltersbeeaz.com](http://www.quiltersbeeaz.com)

## April - June 2009

Spring is here. The weather is beautiful. Easter and Passover are coming quickly. It's a time of new flowers, new baby animals, new clothes, and new quilts. We have a store full of new fabric and new books and patterns, and some new notions as well as new ideas here at Quilter's Bee. However, the same familiar people are here as well, ready to help you with your projects and plans, to consult on colors and textures, and to cheer for the finished products. We'd love to see your face, new or familiar, here at Quilter's Bee.

### Join Our List


If you would like to receive emails announcing sales, reminders for coupon holders, and notifications of special classes and events, please add your name to our email list at the front desk. Please remember to print clearly—our eyes are strained from quilting!

### Kids Club

School's out and the kids are already bored. It's a month before you go on vacation. What to do? Send them to Kids' Club and let them make a quilt. We'll meet the first week in June, Monday through Friday, from 1:00-4:00 to learn to cut, sew and press. The cost is \$60.00, plus fabric and supplies, and the kids will come out with a very nice top and if they work hard, a finished quilt. Let's train the next generation of quilters.

### Block of the Month

The Block of the Month quilts are going well. Quite a number of people are doing both colorways and having great results. It's always exciting to see what new and wonderful colors and patterns have been included in the newest blocks. Don't forget to bring your block in on the third Thursday at 10:30, 1:00, 2:30, 4:30, or 6:00 to see the demo and pick up your new kit.



### Memorial Day Sale

It's summer and it's hot, so we're having a hot summer sale. May 25, Memorial Day, if you buy 5 fat quarters, you can get one free. We'll also take 20% off the "F" fabrics—flannels and florals. This is a good time to start planning for Christmas quilts for the kids as well as those summery table runners and placemats for gifts later in the year. We'll be open from 9:30-6:00, so come in and stock up.

## Announcements

Karen Housner, the certified quilt appraiser for Arizona, will be at Quilter's Bee on Fri., April 17, to appraise quilts. Karen will examine both old and new quilts and give you a certified appraisal for purposes of insurance, of identification, and just for your own knowledge as well as your peace of mind. She charges \$40.00 per quilt and she'll be in the store from 10:00 to 5:00. Be sure to make your appointment without delay.

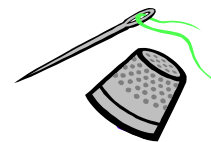
### SEWING MACHINE REPAIR

Remember that John, the sewing machine repairman, comes every Wednesday to pick up and deliver machines. He also repairs machines here in the shop every fourth Wednesday.

### COUPON BOOKS

Remember to use your coupons. If you do not have a coupon book, they are available for purchase at the register.

There is a coupon every quarter for 50% off your class when you sign up for class with a friend, along with a monthly coupon special. Don't forget to check your coupon book each month.





### Buck-a-Block

Didn't those soft blue and yellow fabrics make a beautiful quilt? Congratulations to Barb for a successful experience. Now Kathy is going to change gears and help create another gorgeous quilt out of darker, but really lovely fabrics. It's a \$15.00 sign-up fee, the kits are \$1.00 each month, and you can pick them up any time in the month. Come in and check it out.

### Knotty Stitchers

Here's the club for those of you who enjoy embroidery and would like to learn new stitches and improve your skills—or just stitch and visit. The Knotty Stitchers meet on the fourth Wednesday of each month at 6:00 to share techniques, ideas, and fun. The fee is only \$5.00 a month and they'd love to have you come. Just let them know you're coming so that they can plan for you.

### Mystery Quilt

The new mystery quilt will start on April 22. Those of you who have been doing the mysteries know how much fun it is and how much you learn just doing one step at a time. The meetings are on alternate Wednesdays at 5:00 for about half an hour, but if you miss one, you can come in any time and pick up your clues. It's \$30.00 and that includes the pattern. Don't miss the mystery.

### Miniature Quilt Club

On the third Saturday of each month at 9:30 we welcome the Miniature Quilt Club. You won't find any king-sized quilts on display here. These are tiny little gems. If you like to work in small scale rather than large scale, here's the place for you. The dues are only \$25.00 a year and they'd enjoy seeing what little thing you've been up to.

### Patrick Lose Club

We're jumping on the bandwagon for the new Patrick Lose Club. There will be patterns, recipes, and a good time each month on the second Wednesday at 5:00. We'll have more details in a couple of weeks. Come in and sign up for a lot of fun.

### Rise 'n Shine

Now that the sun gets up earlier, you might as well get up too and come to Rise 'n Shine. They meet on the second Saturday of each month at 9:30 in the morning and have a very good time: discussions of interesting topics, show and tell, door prizes, and good fellowship. They'd love to have you join them. Bring something to show—or just come and enjoy. Best of all—it's free.

### Thimblebees


Have you ever read about the old-fashioned quilting bees where everybody sat around and hand quilted and visited? Well, here at Quilter's Bee we've resurrected that feeling with a club named Thimblebees. It meets on the third Wednesday of each month from 10:00-1:00 and is for all who enjoy the company of others as well as who the rhythm of handwork. At just \$5.00 a session, it's a relaxing way to get out of the rat race for a while. It'd be nice to know in advance if you plan to attend, but if you suddenly get the chance, come along.

### Dear Jane Club

The faithful members of the Dear Jane Club have decided that their quilts are close to being finished and it's time to disband the club. They've been meeting for four years now and are the longest-running group at Quilter's Bee. They've had a very good time and we'll miss their cheerful presence every month, but they'll still be around.

### Stashbusters

If your scraps or your fat quarter collection is out of control, if you can't get into your sewing room because the two-inch squares have been multiplying while you weren't watching, if you feel like the fabric you bought five years ago is sneaking up on you, you need a stashbuster. We're doing one every other month and the next one is on May 16 and 24 from 1:00-4:00. In the first session we'll give you time to cut and a box to put the pieces in. The second session we'll actually assemble part of the quilt to use the cut pieces. For \$40.00, it's a great way to spring clean and get a wonderful quilt done at the same time.





### Scraps 'n More


The Scraps 'n More groups are getting ready to finish their Covering America project and those quilts are going to be very nice indeed. Now they're deciding what to do next and each group may very well come up with something different. If you'd like to belong to one of the four groups, you need to talk with Susan about the details.

### Special Classes



If you see a class you'd like to take, but it's not at a good time for you, or if you'd like a special class, all you need to do is find two or three others who would also like the class, and we'll schedule it at a time when you can take it. We require that you have at least three class members and that the time be convenient for the teacher.

### UFO Night

Here's the chance for you to finish your projects. We sew the third Friday night of each month from closing time until midnight, so it gives plenty of time to get things done. The cost is \$20, which includes food and some sales and lots of good company. We have a limit of eight people, so don't delay in signing up.



**Legend** Some of the classes we offer require a book and/or a pattern for participation. These are indicated by the following icons:

 Book Required	 Pattern Required
---	---

- Buy your fabric before class so that you have time to wash and press it. (If you buy it at the time you register for class, we'll give you a 10% discount.)
- It will be helpful in some classes if you can cut the pieces before coming. Check the class requirements.
- Be sure to bring with you to class: Basic sewing equipment such as pins, scissors, needles, seam rippers; Sewing machine, thread and any needed attachments; Rotary cutter, mat, and rulers; Pencils and notepad; A smile and a friendly attitude.

**Payment:** Payment, either in person or by phone with an approved credit card, is due at the time of class enrollment. We will hold places in classes only for those who have paid.

**Class Discount:** If you register for a class at Quilter's Bee, we will give you a 10% discount on the fabrics required for the class. The discount must be taken at the time of purchase. Please remind the person at the register that you are buying fabric for a class.

**Class Refund Policy:** If you find that you can't attend a class in which you're enrolled, we can give you credit toward another class if you change or cancel at least three days before the class is scheduled. Because of the commitment we must make to our teachers, we cannot give credits after that time. If you find at the last minute that you cannot attend a class, you might invite a friend to come in your place.

**Class Cancellations:** We will make every attempt to hold the classes as scheduled. However, there may be times when we must cancel a class. We will also cancel the class if only one person registers. (You might ask a friend to take the class with you to avoid this type of cancellation.) If we must cancel a class for any reason, we will give you credit toward another class. Please ask for your credit voucher as soon after the cancelled class as possible.



## A Place to Start

### Quilting 101

You've wanted to learn to quilt but haven't had a chance. Well, here's your chance. This class will take you from the very beginning to sandwiching the finished top with the batting and the back. You'll learn to cut, piece, and border the top and get a lesson on quilting and binding—and you'll come out with a pretty little quilt to hang on the wall or throw over your knees on a cool evening.

#### Book Required.



Teacher: Margaret  
 Days: Tues., April 21, 28, May 5, 12  
 Time: 6:00-9:00  
 Fee: \$60.00

### Hand Quilting

If you've been afraid to try hand quilting, now's the time to learn. It's relaxing, portable, and a link to the past. Let Kathy show you how it's done. **Book suggested.**



Teacher: Kathy  
 Days: Tues., May 19, 26, June 2  
 Time: 6:00-9:00  
 Fee: \$45.00

### Hand Piecing

Make 2009 the year to learn hand piecing. It's portable, the rhythm is restful and the satisfaction is priceless. **Book required.**



Teacher: Barb  
 Days: Wed., April 29, May 6, 13, 20  
 Time: 1:00 - 4:00  
 Fee: \$60.00

### Beginning Machine Quilting

This class teaches the basics of using your own sewing machine to quilt. You will learn to use the walking foot to do straight line quilting and the darning foot for freehand techniques, so you will need a machine with both of those feet. You will also need a way to lower or cover the feed dogs. **Practice panel required.**



Teacher: Margaret  
 Days: Tues., June 9, 16  
 Time: 6:00-9:00  
 Fee: \$40.00

### Quilting 102

You've finished the beginning class, but you're still not confident enough of your skills to branch out on your own. This class is a continuation of your beginning class. Make several new blocks, including some with triangles and some with small pieces, and put them together into a sampler quilt. **Requires the same book as the beginning class.**



Teacher: Margaret  
 Days: Sat., June 6, 13, 20, 27  
 Time: 1:00 - 4:00  
 Fee: \$60.00



### Introduction to Hand Embroidery

Embroidery is an old and valuable skill. If you don't have that skill, here's the time and place to acquire it. Learn basic stitches to do wall hangings, pillows, and embellishments on larger projects. **Pattern required.**



Teacher: Barb  
 Days: Tues., April 7, 14  
 Time: 6:00-9:00  
 Fee: \$40.00



### Binding Your Quilt

Do you know the difference between straight-grain and bias binding? Do you care? Well, you should. Sometimes it really makes a difference in the way the finished quilt looks. This class will teach you that difference, as well as how to miter the binding and other techniques to show off your tops the best possible way. **Pattern required.**

Teacher: Ellen



Days: Tues., June 23, 30

Time: 6:30-8:30

Fee: \$30.00

### Quilt As You Go

Sometimes it's hard to quilt a big project on your home machine. But sometimes it's also hard to find the money to send it to a quilter. You have another option. Quilt as You Go. Come and learn several techniques to accomplish that task. **Book recommended.**



Teacher: Margaret

Days: Tues., May 19, 26

Time: 2:00-5:00

Fee: \$40.00

### Paper Piecing

If you like accuracy, you'll like paper piecing. You can use the technique to do a lot of things, from the very simple to the very intricate. There are even things you can do with paper piecing that you can't do any other way. **Pattern required.**

Teacher: Gail



Days: Tues., April 14

Time: 1:00-4:00

Fee: \$20.00

### Introduction to Appliqué

More and more people are expressing an interest in appliqué, whether for a whole quilt, for embellishments on a small quilt or wall hanging, or for jazzing up bags or wearing apparel. Here's the chance to learn either hand or machine appliqué in a friendly setting. **Pattern required.**

Teacher: Marla



Days: Tues., May 5, 12

Time: 1:00-4:00

Fee: \$40.00

### Binding By Machine

If you really can't or don't want to do the hand work involved in the standard binding method, here's the class for you. Ellen will show you how to do it entirely on the machine and still make it neat and beautiful.

Teacher: Ellen

Days: Mon., June 29

Time: 2:00-5:00

Fee: \$20.00

### Tying a Quilt

One of the traditional ways of finishing a quilt has been to tie it. It's still an acceptable way and there are more tricks to it than you might think. Come in and learn this old, but still useful skill.

Teacher: Margaret

Days: Wed., April 15

Time: 2:00-5:00

Fee: \$20.00

### No Paper Piecing

You like to paper piece, but you don't want to have to tear away all the paper. Here's the technique for you. It's as accurate as paper piecing, but you don't have that last step. **Pattern required.**

Teacher: Susan

Days: Thurs., May 28

Time: 2:00-5:00

Fee: \$20.00



### Got Your Back

Here's all you need to know about the backs of quilts. They're more important and more fun than you thought they were. Get out of your rut and have fun because "We have your back."

Teacher: Ellen

Days: Thurs., June 25

Time: 2:00-5:00

Fee: \$20.00



## The Next Step



### Stashbuster

Are you on the Road to Oklahoma? That's the name of the block for the stashbuster in May. It's an old traditional block and looks really nice made up in scrappy colors with or without a consistent background. Bring your scraps in on Sat., May 2, and get them organized and start cutting them. We'll even give you a box to put them in. Then on May 9 you'll learn how to make the blocks and put them together. This is spring cleaning for your stash.

**Pattern required.**



Teacher: Susan  
Days: Sat., May 2, 9  
Time: 1:00-4:00  
Fee: \$40.00

### Memory Quilt

Quite a number of people have asked about how to make a quilt using photos or other memorabilia. Here's a class that won't show one particular quilt, but instead several ways to keep memories alive. **Magazine required.**



Teacher: Margaret  
Days: Sat., April 11, 18  
Time: 1:00-4:00  
Fee: \$40.00

### Energized

This is a stunning quilt. Gail is making hers entirely out of batiks, but you could use Shade Cascades, marbles, or whatever will give you the look you want. **Book required.**



Teacher: Gail  
Days: Tues. April 21, 28  
Time: 1:00-4:00  
Fee: \$40.00

### Insomnia

Here's another "twofer" quilt pattern. This time you make a lovely quilt and then use the scraps to make a very nice tablerunner. The quilt is designed to be made out of Bali Pops, but you could use a Jelly Roll or your own scrappy strips. **Book required.**



Teacher: Ellen  
Days: Mon., May 11, 18  
Time: 2:00-5:00  
Fee: \$40.00

### Classic Coffee Cake

Those layer cake bundles are beautiful, but what do I do with them? If that's been your thought while looking at the cut goods, here's the answer. This is a beautiful pattern that uses those ten-inch squares called layer cakes. Or use fat quarters or big scraps if you'd rather. It's a hit any way you look at it. **Pattern required.**



Teacher: Barb  
Days: Mon., April 20, 27  
Time: 2:00-5:00  
Fee: \$40.00

### Feathered Star

We've done this before, but the pattern just keeps getting better. Come and learn how to make a basic feathered star block and then to expand on it and make it more complex. What fun! **Book required.**



Teacher: Ellen  
Days: Fri., April 10, 24 (Note 2 week gap)  
Time: 2:00-5:00  
Fee: \$40.00

### Topsy-Twosy

This is a new technique requiring a special template, but producing very lovely quilts. Topsy-Twosy refers to the fact that you make one quilt, then use the scraps you have left to make another one. **No waste. Pattern required.**



Teacher: Margaret  
Days: Thurs., April 30, May 7, 14  
Time: 2:00-5:00  
Fee: \$45.00

### Hot Flash

Hot Flash is another beautiful quilt made from the same book as Insomnia. It is also designed to use Bali Pops, but again, you can use other fabrics if you wish. And it is another pattern in which you use the scraps to make another project. It's really a very nice pattern and a good book to have in your collection. **Book required.**



Teacher: Barb  
Days: Fri., May 22, 29  
Time: 2:00-5:00  
Fee: \$40.00



### Stack 'n Whack

If you've never made a Stack 'n Whack quilt, you've been missing a fun technique. It's been around a while, but it never ceases to amaze and amuse. But you'll need to choose your fabric carefully. Come in and we'll give you some advice. **Book required.**



Teacher: Margaret  
Days: Sat., May 16, 23  
Time: 1:00-4:00  
Fee: \$40.00

### Swirling Leaves

This pattern makes a really beautiful fall quilt. You can get a jump on it and have it ready when the weather turns chilly. Or use spring colors and make it for the budding out of the leaves. **Pattern required.**



Teacher: Gail  
Days: Tues., June 9, 16, 23  
Time: 1:00-4:00  
Fee: \$45.00



## Just for Fun



### Bag Ladies

We have some very nice bags for you to make this quarter. You'll enjoy making them, using them, and maybe giving them. (Remember that Mothers' Day is on May 10.) **Patterns required.**



**Charm Party Tote**  
Teacher: Margaret  
Days: Thurs., April 23  
Time: 2:00-5:00  
Fee: \$20.00

**Quilt Camp Tote**  
Teacher: Barb  
Days: Fri., May 15  
Time: 2:00-5:00  
Fee: \$20.00

**Camille's Bag**  
Teacher: Susan  
Days: Fri., June 19  
Time: 2:00-5:00  
Fee: \$20.00



### Patriotic Wreath

This wreath lends itself to any season. We've already done it for spring and here it is again for the Fourth of July—or any other patriotic situation. Make it any number of times and it'll always look different. **Pattern required**



Teacher: Susan  
Days: Mon., May 25  
Time: 2:00-5:00  
Fee: \$20.00

### Stars and Strips

This is a great way to use Jelly Rolls or fat quarters or even scraps. It's a very versatile pattern with lots of sizes and your floating points will never be cut off.

**Pattern required.**



Teacher: Gail  
Days: Mon., June 8  
Time: 2:00-5:00  
Fee: \$20.00

### Shade Cascade

We have some very interesting fabrics here that contain four shades of the same color on the same bolt. These are the ones used in this beautiful and unusual quilt. We have a limited number of colors, but will be getting more in before June. You'll enjoy this one. **Pattern required.**



Teacher: Ellen  
Days: Wed., June 10, 17  
Time: 1:30-4:30  
Fee: \$40.00

### Snail's Trail Cats

Here's a happy project especially for cat lovers. But you can make it as a gift even if you're not too fond of cats. Use it as a pillow or a wall hanging or a table mat or even the outside of a bag. It's sure to make you smile. **Pattern required**



Teacher: Susan  
Days: Mon., April 13  
Time: 2:00-5:00  
Fee: \$20.00



### Spicy Spiral

Now here's an unusual table runner. It winds around and makes a wonderful design on the table. It's sure to catch the attention of your family and guests and be a great addition to your décor. **Pattern required.**

Teacher: Gail  
Days: Fri., May 8  
Time: 2:00-5:00  
Fee: \$20.00



### Tulip Time

This charming little project is designed to be a wonderful wall hanging, but it could also be made into a pillow or the center of a larger quilt or whatever. It's also a good way to learn paper piecing. **Pattern required.**

Teacher: Gail  
Days: Mon., May 4  
Time: 2:00-5:00  
Fee: \$20.00



### Freedom

Do you need a really nice addition to your patriotic décor? Is your house blah for the Fourth of July? Here's an easy and fun way to spice it up. You could even make it a little bigger and use it as a throw. **Book required.**

Teacher: Gail  
Days: Thurs., June 11  
Time: 1:00-5:00  
Fee: \$20.00



### Picnic Time

Use this as a banner to celebrate summer or extend it and make it into a table runner. Use it for a real picnic and it's sure to be a hit. **Pattern required.**

Teacher: Kathy  
Days: Fri., June 26  
Time: 2:00-5:00  
Fee: \$20.00



### Hawaiian Quilting

The Hawaiians learned to quilt from the London Society missionaries, then developed their very own, completely different, tradition. Come and learn how to do it yourself. **Pattern required.**

Teacher: Margaret  
Days: Sat., April 25 & May 30 (Note Gap)  
Time: 1:00-4:00  
Fee: \$40.00



### Frank Lloyd Wright

Wright, of course, was a noted architect, but Jackie Robinson has used his designs to create some very interesting and unusual quilt patterns. These would be striking as wall art or even the center of a big quilt. Come and learn how.

**Book required.**

Teacher: Ellen  
Days: Mon., June 15, 22  
Time: 2:00-5:00  
Fee: \$40.00



### Patriotic Table Runner

Here's another way to celebrate our nation's birth. Jazz up your table for the Fourth celebration. It'll add color and verve to your home. And you have plenty of time to finish it before the Fourth of July. **Pattern required.**

Teacher: Ellen  
Days: Fri., June 12  
Time: 2:00-5:00  
Fee: \$20.00



### Easy Zip Wallet

We've been discussing who gets to do this little bag. It has lots of pockets and a zip top and everybody thinks it looks so handy that several of us wanted to do it. When you see it, we think you'll want to do it too. **Pattern required.**

Teacher: Kathy  
Days: Fri., April 3  
Time: 1:00-4:00  
Fee: \$20.00

