

The BUZZ



7549 W. Cactus Rd
Peoria, AZ 85381
623-334-9359

www.quiltersbeeaz.com

January - March 2009

Here we are starting another year, our sixth, at Quilter's Bee. We all hope that you had a wonderful holiday season and that your 2009 will be happy and peaceful. (We'll also hope for the economy to recover, but that's another story.) We have some new things going on here at Quilter's Bee this year and we hope you'll come in and see what's happening. We have a new Block of the Month and this year we're doing it in two color ways, one of them batiks. Quite a lot of new patterns for bags, aprons, gifts, and simple clothing have come out and we'll be offering classes and help so that you can expand your skills. We're continuing our stashbuster sessions in an effort to let you use up those scraps and pieces that have been hanging around too long. We certainly hope that some new thing—or even some old thing—here at Quilter's Bee will give you pleasure in the new year.

BIRTHDAY PARTY

We're having a birthday party. Quilter's Bee will turn six years old on December 12 and we're having a party, complete with birthday cake and lots of fun. As we did last year, we'll have door prizes and some unannounced specials. We'll also be giving out our new 2009 coupon books. Come and celebrate with us between 10:00 and 5:00.

BEAR CABIN RETREAT

If you haven't already signed up for our next retreat at Bear Cabin Inn, there's still time. Bear Cabin, for those who don't know, is up in the White Mountains near Show Low. It's a beautiful location and if it snows, it'll be a winter wonderland. We'll be there from Thursday, January 29 to Sunday, February 1, and the cost is \$180. We're not arranging any project for you, although if you need one, we could probably figure something out. But we are pretty certain that most quilters already have enough projects that they can find something to take. We'd love to have you with us.

FAT QUARTER FRENZY

New Year's Day might be for football, but it's also for Fat Quarter Frenzy. We'll be open from 10:00-3:00 with several thousand fat quarters to choose from. You'll be able to buy 20 for \$30, but if you get only one or two, they'll be the usual price. Join the fun on New Year's Day.

COUPON HOLDERS (AND THOSE WHO WOULD LIKE TO BE COUPON HOLDERS)

Remember to come to the birthday party to redeem your last coupon for the year and pick up your new coupon book. The coupons for 2009 will give you quilting tips as well as chances for bargains in the new year.

JOIN OUR LIST

If you would like to receive emails announcing sales, reminders for coupon holders, and notifications of special classes and events, please add your name to our email list at the front desk. Please remember to print clearly—our eyes are strained from quilting!

Announcements

NOTE: Quilter's Bee will close on at 2:00 on Wednesday, December 24, and at 3:00 on Wednesday, December 31. We will be closed all day on December 25, for Christmas Day. We will be open from 10:00 until 3:00 on New Year's Day, January 1, for Fat Quarter Frenzy.



SEWING MACHINE REPAIR: Remember that John, the sewing machine repairman, comes every Wednesday to pick up and deliver machines. He also repairs machines here in the shop every fourth Wednesday. However, the day before Thanksgiving, the day before Christmas, and the day before New Year's Day will be short days, so you'll need to check with him beforehand.

SHOPPING SPREES

Don't forget that shopping sprees are good from January 1 to December 31, so be sure you use yours before the end of the year. As of January 1, 2009, the 2008 receipts won't be good any more. Dig them out, add them up, and bring them in before they expire.





Kids Club

This year our Kids Club session will be held December 29-31 and January 2-3. New Year's Day interrupts the week, but we'll have a good time anyway. We'll meet each day from 12:30-4:30, except that we'll quit early on December 31 and we won't meet on January 1. The cost for the class is \$60 and we hope to have a good group of young people to learn to quilt.

Rise 'n Shine

Despite the fact—or maybe due to the fact—that Margaret keeps going somewhere else on the second Saturday, Rise 'n Shine is still going strong. If you're not here in the store at 9:30 on that day, you're missing out. They have interesting conversation, show and tell, and some door prizes and there's no fee at all. Come and join the Rise 'n Shine group.

Knotty Stitchers

If you enjoy hand embroidery and would like to learn more stitches and techniques, this is the club for you. Join them on the fourth Wednesday of each month at 6:00 to share your projects and develop new skills. The club fee is only \$5.00 a month. They'd love to have you join them; just let them know you're coming, please.

Stashbusters

If your stash is out of control, if you have scraps everywhere that you don't know what to do with, if you can't buy the gorgeous new fabric you want because you don't have anywhere to put it, this is for you. Our next stashbuster class is scheduled for January 10th and it's going to be fun. Bring your own scraps, whatever you want. We've had brights, Christmas, plaids, novelties, kids, whatever. You decide, then come and make it with the group. We can't think of anything more fun, so collect your scraps and get them ready for the Stashbuster Projects.

Thimblebees

Hand quilters, take notice. This is a club especially for you. You can bring whatever you're working on and enjoy a couple of hours of friendly conversation while you enjoy the rhythm of hand quilting. What could be more relaxing? Come on the third Wednesday of each month from 10:00-12:00 or 1:00 if there's nothing else going on. The cost is just \$5.00 a session and it would be nice to know in advance if you plan to attend.

Block of the Month

One of our goals when we went to Houston in October was to find a new Block of the Month that would be pretty and exciting for 2009. We think we've found it in the new Marti Michell pattern, which is a sampler with a beautiful border. Because the pattern is not tied to one fabric, we'll be able to offer two different color ways, which we haven't done for several years. We hope you'll like this 2009 Block of the Month pattern as much as we did and will enjoy making it with us. Come in and see the fabrics we've chosen to make a beautiful Block of the Month quilt in 1009.

Buck-a-Block


Those blue and yellow blocks are coming right along now—more than half done. It's going to be a very pretty project. You can use the blocks just as they are in a wall hanging or table topper or set them with sashings and borders and end up with a large quilt. It's up to you. The block kits are still a dollar and you can bring them in to show any time during the month and get the new one.

Dear Jane Club

The Dear Jane Club members continue their march towards completing their copies of the Jane Stickle quilt. Their progress is sometimes slow because there are so many little blocks in the original quilt, but they are indeed making progress. If you'd like to join them, they'd be delighted to see you. They meet on the second Wednesday of each month at 4:30, although they sometimes come a little earlier or stay a little later. The dues are \$30 a year. Come and have a good time.

Miniature Quilt Club

Some quilters like big quilts, but the members of the Miniature Quilt Club, as you'd expect, like small, sometimes tiny ones. They meet on the third Saturday of each month at 9:30 to show their little creations and to challenge each other to greater—or smaller, maybe—things. The dues are only \$25 a year. Come and think small.





Scraps 'n More

The Scraps 'n More groups are getting ready to finish their Covering America project and those quilts are going to be very nice indeed. Now they're deciding what to do next and each group may very well come up with something different. If you'd like to belong to one of the three groups, you need to talk with Susan about the details.

Mystery Quilt

Our new mystery quilt will start in January. It's a new Debbie Caffrey and lots of fun. It's \$30 and that includes the pattern. The meetings are on alternate Wednesdays at 5:00 for just about half an hour and if you miss one, you just have to come in and we'll give you the clues you missed. Don't miss the fun of solving a mystery. Our new mystery will start on January 21.

UFO Night

Here's the chance for you to finish your projects. We sew the third Friday night of each month from closing time until midnight, so it gives plenty of time to get things done. The cost is \$20, which includes food and some sales and lots of good company. We have a limit of eight people, so don't delay in signing up.

SPECIAL CLASSES

If you see a class you'd like to take, but it's not at a good time for you, or if you'd like a special class, all you need to do is find two or three others who would also like the class, and we'll schedule it at a time when you can take it. We require that you have at least three class members and that the time be convenient for the teacher.

Legend Some of the classes we offer require a book and/or a pattern for participation. These are indicated by the following icons:



Book Required



Pattern Required

1. Buy your fabric before class so that you have time to wash and press it. (If you buy it at the time you register for class, we'll give you a 10% discount.)
2. It will be helpful in some classes if you can cut the pieces before coming. Check the class requirements.
3. Be sure to bring with you to class: Basic sewing equipment such as pins, scissors, needles, seam rippers; Sewing machine, thread and any needed attachments; Rotary cutter, mat, and rulers; Pencils and notepad; A smile and a friendly attitude.

Payment: Payment, either in person or by phone with an approved credit card, is due at the time of class enrollment. We will hold places in classes only for those who have paid.

Class Discount: If you register for a class at Quilter's Bee, we will give you a 10% discount on the fabrics required for the class. The discount must be taken at the time of purchase. Please remind the person at the register that you are buying fabric for a class.

Class Refund Policy: If you find that you can't attend a class in which you're enrolled, we can give you credit toward another class if you change or cancel at least three days before the class is scheduled. Because of the commitment we must make to our teachers, we cannot give credits after that time. If you find at the last minute that you cannot attend a class, you might invite a friend to come in your place.

Class Cancellations: We will make every attempt to hold the classes as scheduled. However, there may be times when we must cancel a class. We will also cancel the class if only one person registers. (You might ask a friend to take the class with you to avoid this type of cancellation.) If we must cancel a class for any reason, we will give you credit toward another class. Please ask for your credit voucher as soon after the cancelled class as possible.



A Place to Start

Quilting 101

You've wanted to learn to quilt but haven't had a chance. Well, here's your chance. This class will take you from the very beginning to sandwiching the finished top with the batting and the back. You'll learn to cut, piece, and border the top and get a lesson on quilting and binding—and you'll come out with a pretty little quilt to hang on the wall or throw over your knees on a cool evening.

Book Required.



Teacher: Margaret
Days: Sat., Jan. 24, 31, Feb. 7, 14
Time: 1:00-4:00
Fee: \$60.00

Paper Piecing

If you like accuracy, you'll like paper piecing. You can use the technique to do a lot of things, from the very simple to the very intricate. There are even things you can do with paper piecing that you can't do any other way. **Pattern required.**



Teacher: Gail
Days: Mon., Jan 12
Time: 2:00-5:00
Fee: \$20.00

Hand Quilting

If you've been afraid to try hand quilting, now's the time to learn. It's relaxing, portable, and a link to the past. Let Kathy show you how it's done. **Book suggested.**



Teacher: Kathy
Days: Mon. Jan 26, Feb. 2, 9
Time: 2:00-5:00
Fee: \$45.00



Hand Piecing

Make 2009 the year to learn hand piecing. It's portable, the rhythm is restful and the satisfaction is priceless. **Book required.**



Teacher: Barb
Days: Tues., Jan. 27, Feb 3, 10, 17
Time: 6:00 - 9:00
Fee: \$60.00

Quilting 102

You've finished the beginning class, but you're still not confident enough of your skills to branch out on your own. This class is a continuation of your beginning class. Make several new blocks, including some with triangles and some with small pieces, and put them together into a sampler quilt. **Requires the same book as the beginning class.**



Teacher: Margaret
Days: Tues., Feb. 24, Mar. 3, 10, 17
Time: 6:00 - 9:00
Fee: \$60.00

No Paper Piecing

You like to paper piece, but you don't want to have to tear away all the paper. Here's the technique for you. It's as accurate as paper piecing, but you don't have that last step. **Pattern required.**



Teacher: Susan
Days: Mon., Jan 19
Time: 2:00-5:00
Fee: \$20.00

Appliqué

Several people have asked when we could have an appliqué class in the evening, so we've scheduled it for this quarter. This is the class to explore different appliqué techniques, both hand and machine and get help with either or both. **Pattern required.**



Teacher: Marla
Days: Tuesday., Jan 13, 20
Time: 6:00 - 9:00
Fee: \$40.00

Introduction to Hand Embroidery

Embroidery is an old and valuable skill. If you don't have that skill, here's the time and place to acquire it. Learn basic stitches to do wall hangings, pillows, and embellishments on larger projects. **Pattern required.**



Teacher: Barb
Days: Mon., Mar. 2, 9
Time: 2:00-5:00
Fee: \$40.00



Binding Your Quilt

Do you know the difference between straight-grain and bias binding? Do you care? Well, you should. Sometimes it really makes a difference in the way the finished quilt looks. This class will teach you that difference, as well as how to miter the binding and other techniques to show off your tops the best possible way. **Pattern required.**

Teacher: Ellen
 Days: Tues., Mar. 24, 31
 Time: 2:00-4:00
 Fee: \$30.00



Binding By Machine

If you really can't or don't want to do the hand work involved in the standard binding method, here's the class for you. Ellen will show you how to do it entirely on the machine and still make it neat and beautiful.

Teacher: Ellen
 Days: Fri., Feb 27
 Time: 2:00-5:00
 Fee: \$20.00



9-Patch Pizzazz

Do you have a fabric that you hate to cut into little pieces? This is a great way to use it. Frame it in nine-patch blocks and let it dazzle the beholder. **Pattern required.**

Teacher: Barb
 Days: Tues., Jan 13, 20
 Time: 1:00-4:00
 Fee: \$40.00



Scrappy Little Wedding Ring

This is just like your traditional double wedding ring quilt, only smaller, so that it doesn't take the rest of your life to finish. It's a good way to learn the technique if you do want to make a big one some day. **Pattern and templates required**

Teacher: Gail
 Days: Friday., Jan 16, 23
 Time: 2:00-5:00
 Fee: \$40.00



Intro to Machine Quilting

This class teaches the basics of using your own sewing machine to quilt. You will learn to use the walking foot to do straight line quilting and the darning foot for freehand techniques, so you will need a machine with both of those feet. You will also need a way to lower or cover the feed dogs. **Book and Kit required.**

Teacher: Margaret
 Days: Wed., Mar. 4, 11
 Time: 1:00-4:00
 Fee: \$40.00



Quilt As You Go

Sometimes it's hard to quilt a big project on your home machine. But sometimes it's also hard to find the money to send it to a quilter. You have another option. Quilt as You Go. Come and learn several techniques to accomplish that task. **Book recommended.**

Teacher: Margaret
 Days: Tues., Mar. 24, 31
 Time: 6:00-9:00
 Fee: \$40.00



The Next Step

Document Your Quilt: Labels, Etc.

We think it's sad that so many old quilts have no history. We don't know who made them or where or when or why. We can keep that from happening to our quilts by labeling and documenting them. Come and experiment with a variety of methods. **Kit required.**

Teacher: Margaret
 Days: Thurs., Jan 22
 Time: 2:00-5:00
 Fee: \$20.00

Panel Play

We have lots of panels here at Quilter's Bee, but people often complain that they don't know what to do with panels. This class will show you some of the ways to use panels to make cute or easy quilts. **Panel required, book recommended.**


Teacher: Margaret
 Days: Wed., Feb 4, 11
 Time: 1:00-4:00
 Fee: \$40.00






Heartfelt

This is a very pretty Valentine wall hanging. It would be good to have at least a little experience in paper piecing, but if you don't, Gail can teach you how. **Pattern required.**

Teacher: Gail
 Days: Fri., Feb, 6
 Time: 2:00-5:00
 Fee: \$20.00

Convergence

Ricky Tims will have come to Phoenix and gone home by the time this class is scheduled, but you can still enjoy his ideas. This one has been around for a while, but still makes a beautiful and interesting project. **Book required.**

Teacher: Ellen
 Days: Tues., Feb 3, 10
 Time: 1:00-4:00
 Fee: \$40.00

Cathedral Windows


Several people who missed this class the last time around have asked us to repeat it, so here it is. This is a traditional pattern that never grows old. Use it for quilts, or put it on bags, wall hangings, or table runners.

Teacher: Kathy
 Days: Fri., Feb 20
 Time: 2:00-5:00
 Fee: \$20.00




Watercolor Heart

Make a wall hanging. Make a big quilt. You have lots of options with this lovely watercolor pattern. And if you have a big stash of floral prints, you might be able to use some of them up. **Pattern required.**

Teacher: Margaret
 Days: Mon., Mar. 16, 23, 30
 Time: 2:00-5:00
 Fee: \$45.00


Thread Fun

Libby Lehman is an expert in thread painting and embellishing. Let Marla introduce you to some of Libby's techniques. We don't guarantee that your work will hang in museums like hers does, but you'll have fun adding pizzazz to your own quilts. **Book required.**

Teacher: Marla
 Days: Thurs., Feb 5, 12
 Time: 1:00-4:00
 Fee: \$40.00


Think inside the Box

This is one of the most interesting patterns we've ever seen. If you like the traditional tumbling blocks or baby blocks patterns, you'll love this one, which not only shows the outside of the blocks, but the inside as well. **Pattern required.**

Teacher: Gail
 Days: Mon., Feb. 16, 23
 Time: 2:00 - 5:00
 Fee: \$40.00


Hexagon Magic

Have you looked at those beautiful grandmother's flower garden quilts and wanted to make one, but were put off by the hand piecing? Do you want to find another way to deal with hexagons? Here it is. You'll be surprised at how easy it is. **Pattern required.**

Teacher: Kathy
 Days: Sat., Feb 21, 28
 Time: 1:00 - 4:00
 Fee: \$40.00

Waffle Time


This is a nice table runner and Barb made it even classier by using a scene for the focal fabric. However, you don't have to do that to have a lovely addition to the décor of your home. It would also be a really nice gift. **Pattern required.**

Teacher: Barb
 Days: Tues., Mar. 17
 Time: 1:00 - 4:00
 Fee: \$20.00




Cactus Flowers

Here's a dimensional technique that makes a wonderful wall hanging. Make it in batiks or Fairy Frosts for an even more elegant look. **Pattern required.**

 Teacher: Kathy
 Days: Thurs., Mar. 26
 Time: 2:00-5:00
 Fee: \$20.00


Bargello

People just keep asking for this technique and we love to oblige them. Choose brights, solids, batiks, florals, whatever, and the bargello will be beautiful. **Pattern required.**

 Teacher: Ellen
 Days: Fri., Mar. 6, 13, 27
 Time: 2:00-5:00
 Fee: \$45.00


Spring Wreath

Wreaths are not just for Christmas; they're pretty at any time of the year. This wreath uses spring fabrics rather than the Christmas ones we're more used to. Hang this one on your door or in your living room and let it get you in the mood for spring. **Pattern required.**

 Teacher: Susan
 Days: Tues., Feb. 17, 24
 Time: 1:00 - 4:00
 Fee: \$40.00


Wild Goose Chase


This beautiful quilt looks harder than it really is. The border will be one you'll use again. And you'll learn there are a number of ways to make accurate triangles. **Book required.**

 Teacher: Barb
 Days: Thurs., Mar. 5, 12
 Time: 2:00 - 5:00
 Fee: \$40.00

Gingham Rose

Plaids are in, especially when the plaid imitates a window at the same time. This great quilt has it all: a floral, checks, a tone-on-tone, you name it. And it all goes together to make a beautiful quilt. **Book required.**

 Teacher: Kathy
 Days: Sat., Mar. 28
 Time: 1:00-4:00
 Fee: \$20.00



Just for Fun

Stashbusters

We had so much fun with the stashbusters we did last year that we're doing it again. Every other month, starting in January, we'll have a two-session class. The first session you'll bring in your scraps and get them cut into usable pieces. The second class we'll use some of those scraps to make a quilt—a different one every time. We hope you'll join us as we try to tame the wild stash this year. **Pattern required.**

Teacher:	Barb	Ellen
Days:	Sat., Jan 10, 17	Sat., Mar. 7, 14
Time:	1:00-4:00	1:00-4:00
Fee:	\$40.00	\$40.00





Bag Ladies

We've decided now that bags are so popular and so much fun to make, we ought to offer a bag class every month. They'll be different and you'll want to take them all. **Patterns required.**



	Bow Tucks	This & That Bag	Batik Strips
Teacher:	Barb	Susan	Kathy
Days:	Tues., Jan 27	Fri., Feb. 13	Fri., Mar. 20
Time:	1:00-4:00	1:00-5:00	2:00-5:00
Fee:	\$20.00	\$20.00	\$20.00

Pineapple Welcome

This is such a cute little wall hanging. Put it in your entry to welcome guests and they'll know you're glad they're there. It's also a good and easy way to learn some appliqué.

Pattern required.



Teacher: Kathy
 Days: Wed., Jan 14
 Time: 1:00-4:00
 Fee: \$20.00

Celebration Placemats

Yes, Christmas is over, but we celebrate and give presents at other times of the year and these placemats look like presents. Make them for a birthday or a holiday. Give them as gifts for those special occasions as well. **Pattern required.**



Teacher: Barb
 Days: Thurs., Feb 26
 Time: 2:00-5:00
 Fee: \$20.00

It's a Wrap

You take some clothesline, wrap scrap fabric around it, sew it together, and get—a beautiful bowl or tray or trivet. You can make them scrappy or coordinate the colors to go with your room. What fun! **Book required.**



Teacher: Gail
 Days: Sat., Mar. 21
 Time: 12:30-4:30
 Fee: \$20.00

Valentine Postcards

Paper valentines are no doubt always appreciated, but a fabric valentine is a small quilt. Send them to your favorite people this year and they'll treasure them for a long time.

Kit required.

Teacher: Ellen
 Days: Fri., Jan. 30
 Time: 2:00-5:00
 Fee: \$20.00

Bottle in a Fish

How fun is this—a water bottle holder in the shape of a fish. Make it bright for a child or wild for a teen. Then find one of the new metal bottles to go inside. **Pattern required.**



Teacher: Susan
 Days: Tues., Mar. 3, 10
 Time: 1:00 - 4:00
 Fee: \$40.00

