

The BUZZ



7549 W. Cactus Rd
Peoria, AZ 85381
623-334-9359

www.quiltersbeeaz.com

July - September 2009

The heat has hit. That may sound like a rock song, but it's really just the summer weather we know and love. Summer, in fact, is half over and we're moving on towards fall, when the heat will finally abate and we can go outside again. On the other hand, there are important things to be done during these hot summer days. Here at Quilter's Bee we're focusing on getting started on Christmas presents. Christmas in July officially starts on June 25, exactly six months before Christmas, when we'll have a sale on Christmas fabrics. We'll have classes and projects you can make for decorating your home for the holidays, as well as some to give as gifts. Turn up the air conditioning in your car and come in and see what's happening here at Quilter's Bee.

Join Our List


If you would like to receive emails announcing sales, reminders for coupon holders, and notifications of special classes and events, please add your name to our email list at the front desk. Please remember to print clearly—our eyes are strained from quilting!

July Kids Club Added (date to be announced)

School's out and the kids are already bored. It's a month before you go on vacation. What to do? Send them to Kids Club and let them make a quilt. If you missed the June Kids Club, we will be adding another in July. Please watch for the announcement of date and times. Kids will learn to cut, sew and press. The cost is \$60.00, plus fabric and supplies, and the kids will come out with a very nice top and if they work hard, a finished quilt. Let's train the next generation of quilters.

Block of the Month

We're half way through the 2009 Block of the Month now and those blocks are looking better and better. Some of you have begun putting sashings on the blocks you already have made and they look very nice. We think the finished quilts will be smashing. Remember, if you're going to be gone during the summer, you'll need to pick up your blocks either before you leave or after you come back, and it'll be \$5.00 for the kit. If you're in town, be sure to keep track of the weeks and bring in your finished blocks on the third Thursday at 10:30, 1:00, 2:30, 4:30, or 6:00.



Notice

Quilter's Bee will be **closed** on July 4 and on September 7 so that we can spend the holidays with our families.

Announcements

Shop Hop

Watch for the upcoming announcements about the 2009 Maricopa County Shop Hop, "Steppin' out with Strips 'n Squares," September 18-26. As in the past, the passports will be \$5.00 and may be purchased at any of the participating quilt shops. The grand prize will be a Bernina 230 Activa sewing machine and in addition, each shop will be giving away a \$100.00 gift certificate. Passports will go on sale a month before the shop hop and each passport will include a pin. Be sure to put it on your calendar.

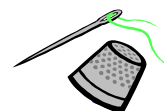
SEWING MACHINE REPAIR

Remember that John, the sewing machine repairman, comes every Wednesday to pick up and deliver machines. He also repairs machines here in the shop every fourth Wednesday.

COUPON BOOKS

Remember to use your coupons. If you do not have a coupon book, they are available for purchase at the register.

There is a coupon every quarter for 50% off your class when you sign up for class with a friend, along with a monthly coupon special. Don't forget to check your coupon book each month.





Patrick Lose Club

Are you having fun yet? You are if you're coming to the Patrick Lose Club. So far we've made a very cute banner, a pretty table topper and other things. We've had some really delicious refreshments and the recipes that went with them. We've seen some outrageous costumes and had a really good laugh. What could be better? This is a limited group—we're holding it to eight—but we do have a couple of spaces left. The meetings are on the fourth Thursday of every month at 5:00, and come prepared to sew. (If you can't make it until a little later, that's all right.) The dues are \$10.00 a month or \$90.00 for the whole year. Come and join us for a good time.

Knotty Stitchers

If you like hand embroidery and would like to increase your skills—or just sit and visit while you work, the Knotty Stitchers is the group for you. They meet on the fourth Wednesday of each month at 6:00 and share ideas and techniques and a general good time. The fee is only \$5.00 a session and they'd enjoy having you along for their ride. Just let them know you're coming so that they can plan for you.

Mystery Quilt

We're trying something different this quarter. Instead of a big mystery quilt, we're doing a smaller project—a table runner. It'll start on July 22 and run two more sessions through August 5 and 19. All sessions will start at 5:00 and if you miss one, you can come in and get your clue at any time. This mini-mystery will be \$15.00 and we think it'll make a good summer project.

Our regular mystery for the fall will begin on September 16 and run through early November. All you Sherlocks watch for further details as they become available.

Rise 'n Shine

New stuff! Games! Interesting discussions! Show and tell! Door prizes! All of that is waiting for you at Rise and Shine. It's a group that meets on the second Saturday of each month at 9:30 to see what's new and to show off what they're doing. They've discussed irons, good and bad, favorite books and patterns, and other topics of international importance and they'd love to have you join them. There's no fee and the companionship is great.

Thimblebees

Are you a hand quilter? Would you like to be a hand quilter? Thimblebees is for you. The group meets on the third Wednesday of each month at 10:00 and everybody works on their hand quilting and visits. They give each other tips and encouragement and have a good time. It's just \$5.00 a session and it would be nice if you let them know you're coming. On the other hand, if you just get the urge, come on along.

Miniature Quilt Club


If you think that a miniature quilt is a quick and easy project, think again. They take just as long and just as much work as big quilts, just not as much fabric. They're really interesting to work with, though, and they'll test your skills at accuracy. The Miniature Quilt Club would love to have you join them in this endeavor. They meet on the third Saturday of each month at 9:30 and they always have a challenge going. The dues are \$25.00 a year and they'll initiate you into the joys of doing tiny.

Buck-a-Block

Are you doing the dark or the light background for the Buck-a-Block? Either way, it's going to make a very lovely quilt. Be sure you bring your block in sometime during the month to show us and to pay the dollar for your new kit. In a few months we'll start to assemble the finishing kits. We'll let you know.

Scraps 'n More

The Scraps 'n More groups have now finished their Covering America quilts and very nice they were, too. Now they're doing stars, either paper pieced stars or no-paper-pieced stars, as the spirit moves them. If you'd like to join, you'll need to talk to Susan and see if there are openings.





Stashbusters

If you haven't come to a stashbuster session yet, what are you waiting for? It's a wonderful way to use up your scraps and make something fun at the same time. The classes are \$40.00 and meet twice. The first time you bring your own scraps and cut them into the sizes you need to make the blocks of the quilt. We give you a box to put them in and the next session you start to sew the quilt itself. It's a good way to use up all those scraps that are too good to throw away but too small to use as focus fabrics. We'll be doing one stashbuster in July and another in September. Consult the class listings for the exact days and times.

UFO Night



Is your UnFinished Object list getting longer and longer? Do you have a looming deadline for completing something important? Join us at UFO Night and accomplish your objectives. It's time without the television or the telephone or the teleprompter that you can sew to your heart's content. It's the third Friday of each month and we sew from 6:00 to midnight. We have food and fun and frivolity, but we get things done. The charge is \$20.00 and we have a limit of eight, so sign up promptly.

Special Classes

If we're offering a class that you'd like to take but at a time you can't come, we'll be glad to reschedule that class to a time convenient for you if you can find two more people to sign up. You must have three people and the time must also be convenient for the teacher.



Legend Some of the classes we offer require a book and/or a pattern for participation. These are indicated by the following icons:

 Book Required	 Pattern Required
---	---

- Buy your fabric before class so that you have time to wash and press it. (If you buy it at the time you register for class, we'll give you a 10% discount.)
- It will be helpful in some classes if you can cut the pieces before coming. Check the class requirements.
- Be sure to bring with you to class: Basic sewing equipment such as pins, scissors, needles, seam rippers; Sewing machine, thread and any needed attachments; Rotary cutter, mat, and rulers; Pencils and notepad; A smile and a friendly attitude.

Payment: Payment, either in person or by phone with an approved credit card, is due at the time of class enrollment. We will hold places in classes only for those who have paid.

Class Discount: If you register for a class at Quilter's Bee, we will give you a 10% discount on the fabrics required for the class. The discount must be taken at the time of purchase. Please remind the person at the register that you are buying fabric for a class.

Class Refund Policy: If you find that you can't attend a class in which you're enrolled, we can give you credit toward another class if you change or cancel at least three days before the class is scheduled. Because of the commitment we must make to our teachers, we cannot give credits after that time. If you find at the last minute that you cannot attend a class, you might invite a friend to come in your place.

Class Cancellations: We will make every attempt to hold the classes as scheduled. However, there may be times when we must cancel a class. We will also cancel the class if only one person registers. (You might ask a friend to take the class with you to avoid this type of cancellation.) If we must cancel a class for any reason, we will give you credit toward another class. Please ask for your credit voucher as soon after the cancelled class as possible.



A Place to Start

Quilting 101

You've wanted to learn to quilt but haven't had a chance. Well, here's your chance. This class will take you from the very beginning to sandwiching the finished top with the batting and the back. You'll learn to cut, piece, and border the top and get a lesson on quilting and binding—and you'll come out with a pretty little quilt to hang on the wall or throw over your knees on a cool evening.

Book Required.



Teacher: Margaret
 Days: Sat., July 11, 18, 25, Aug. 1, 8
 Time: 1:00-4:00
 Fee: \$75.00

Hand Quilting

If you've been afraid to try hand quilting, now's the time to learn. It's relaxing, portable, and a link to the past. Let Kathy show you how it's done. **Book suggested.**



Teacher: Kathy
 Days: Tues., July 28, Aug 4, 11
 Time: 6:00-9:00
 Fee: \$45.00

Hand Piecing

Make 2009 the year to learn hand piecing. It's portable, the rhythm is restful and the satisfaction is priceless. **Book required.**



Teacher: Barb
 Days: Tues., July 21, 28, Aug. 4, 11
 Time: 6:00 - 9:00
 Fee: \$60.00

Beginning Machine Quilting

This class teaches the basics of using your own sewing machine to quilt. You will learn to use the walking foot to do straight line quilting and the darning foot for freehand techniques, so you will need a machine with both of those feet. You will also need a way to lower or cover the feed dogs. **Practice panel required.**

Teacher: Margaret
 Days: Sat., Aug. 15, 22
 Time: 1:00-4:00
 Fee: \$40.00

Quilting 102

You've finished the beginning class, but you're still not confident enough of your skills to branch out on your own. This class is a continuation of your beginning class. Make several new blocks, including some with triangles and some with small pieces, and put them together into a sampler quilt. **Requires the same book as the beginning class.**



Teacher: Margaret
 Days: Tues., Aug. 25, Sep. 1, 8, 15
 Time: 6:00 - 9:00
 Fee: \$60.00



Introduction to Hand Embroidery

Embroidery is an old and valuable skill. If you don't have that skill, here's the time and place to acquire it. Learn basic stitches to do wall hangings, pillows, and embellishments on larger projects. **Pattern required.**




Teacher: Barb
 Days: Thur., Sep. 3, 10
 Time: 1:00-4:00
 Fee: \$40.00




Binding Your Quilt

Do you know the difference between straight-grain and bias binding? Do you care? Well, you should. Sometimes it really makes a difference in the way the finished quilt looks. This class will teach you that difference, as well as how to miter the binding and other techniques to show off your tops the best possible way. **Pattern required.**

 Teacher: Ellen
 Days: Mon, Aug 3
 Time: 1:00-5:00
 Fee: \$30.00

Paper Piecing


If you like accuracy, you'll like paper piecing. You can use the technique to do a lot of things, from the very simple to the very intricate. There are even things you can do with paper piecing that you can't do any other way. **Pattern required.**

 Teacher: Gail
 Days: Fri., Aug 28
 Time: 2:00-5:00
 Fee: \$20.00




Introduction to Appliqué

More and more people are expressing an interest in appliqué, whether for a whole quilt, for embellishments on a small quilt or wall hanging, or for jazzing up bags or wearing apparel. Here's the chance to learn either hand or machine appliqué in a friendly setting. **Pattern required.**

 Teacher: Marla
 Days: Tues., July 7. 14
 Time: 6:00-9:00
 Fee: \$40.00

No Paper Piecing

You like to paper piece, but you don't want to have to tear away all the paper. Here's the technique for you. It's as accurate as paper piecing, but you don't have that last step. **Pattern required.**

 Teacher: Susan
 Days: Tues., Sep. 29
 Time: 1:00-4:00
 Fee: \$20.00



The Next Step



Bag Ladies

We have some very nice bags for you to make this quarter. The cupcake bag would be a sure-fire winner for a child for Christmas, the weekender tote and hip-hugger bag would be good gifts as well. Or just make them as presents for yourself. We're sure you'll enjoy them. Patterns are required for all the bags.



	Cupcake Bag	Weekender Tote	Hip Hugger Purse
Teacher:	Margaret	Barb	TBA
Days:	Mon., July 6	Fri., Aug. 7	Tues., Sep. 29
Time:	2:00-5:00	2:00-5:00	6:00-9:00
Fee:	\$20.00	\$20.00	\$20.00



Stashbuster

July Over and Under

This is a really fun and easy pattern that looks like it's been woven out of fabric. Ours is made of batiks out of Gail's stash, but you could use anything you happened to have on hand. **Pattern required.**



Teacher: Gail
Days: Mon., July 13, 20
Time: 2:00-5:00
Fee: \$40.00

Baskets Go Round

This is an interesting interpretation of the basket quilt: pieced baskets in a ring and little appliquéd flower inside. It's very pretty and could be made in a variety of colors and styles of fabric for different seasons. **Book required**



Teacher: Kathy
Days: Tues., Aug 4, 11
Time: 1:00-4:00
Fee: \$40.00

Sweet Turnovers

Here's a fun way to use Moda's "turnovers" and "honeybuns." It's a nice lap quilt or throw that's sure to liven up your décor. **Pattern required.**



Teacher: Kathy
Days: Mon., Aug. 10, 17
Time: 2:00-5:00
Fee: \$40.00

Balancing Acts

Here's something different: lots of triangles within triangles. How fun is that? Use up scraps, try coordinate colors, make it in Halloween or Christmas or spring colors. Let your imagination soar. **Book required.**



Teacher: Ellen
Days: Fri., Aug. 14, 21
Time: 2:00-5:00
Fee: \$40.00

Stashbuster

September Streak of Lightning

This is truly a scrappy quilt, but if you pay attention to the values, it turns into a really nice pattern. Ours is a nap-size quilt, but there are several choices of size. And we're going to use this book again for at least one more stashbuster, so you get double-duty for your money. **Pattern required.**



Teacher: Margaret
Days: Sat., Sep. 5, 12
Time: 1:00-4:00
Fee: \$40.00

Waterfall

Have you wanted to try your hand at an art quilt? This is a very good place to start. The designer calls it "double-cut, gentle curve, machine-stitched piecing" and it makes a lovely landscape that you'd want to hang on your wall as a picture. **Pattern required.**



Teacher: Ellen
Days: Thur., Aug. 6, 13
Time: 1:00-4:00
Fee: \$40.00

Slide Show

This quilt is a great way to showcase some of your larger prints and to use up some of the fat quarters you've been accumulating. The pattern shows it in various sizes so that whether you want a big one or a small one, you can easily manage the change. **Pattern required.**



Teacher: Barb
Days: Wed., Aug 12, 19
Time: 1:00-4:00
Fee: \$40.00

Apple Blossom Tablerunner

If you've ever wanted to learn some hand piecing or if you need another hand piecing project, this is for you. There's also a little appliquéd that makes this a really lovely decoration for your table. **Pattern required.**



Teacher: Barb
Days: Tues., Aug 18, 25
Time: 1:00-4:00
Fee: \$40.00



Make It With Wool

Come and see the cute things we've come up with using wool. These are small projects—table runners, ornaments, etc.—that you could use to decorate your own home or give as gifts. **Patterns required.**



Teacher:	Kathy	Barb
Item:	Tablerunner	Holiday Decorations
Days:	Tues., Aug 18	Wed., Sep. 9
Time:	6:00-9:00	2:00-5:00
Fee:	\$20.00	\$20.00

Sweet Sugar Swirls

This is an unusual pattern and it's very beautiful. It's strip-pieced from "honey buns" and makes an interesting star effect. Come in and see which colorway of honey buns you prefer. **Pattern required.**



Teacher:	Susan
Days:	Thur., Aug 27
Time:	1:00-4:00
Fee:	\$20.00

Bee Bop

This is one of the cutest quilts we've seen in a long time. And it's so appropriate for Quilter's Bee. If you need practice on your appliqué, this is the time to get it. You'll enjoy the bees without the buzz. **Book required.**



Teacher:	Barb
Days:	Tues., Sep. 1, 8, 15
Time:	1:00-4:00
Fee:	\$45.00



Stars by Magic

We stumbled on this technique by accident and we're really glad we did because it's an easy way of making some very interesting star blocks with no diamonds to fight with and no Y seams. **Book required**



Teacher:	Ellen
Days:	Fri., Sep. 4, 11
Time:	2:00-5:00
Fee:	\$40.00

Dancing Stars

If the X-Block is a new idea to you, this is a good quilt to start on. It's a fun technique and makes really nice quilts. And you can use up the scraps if you want to as well. Come and learn something new. **Pattern required.**



Teacher:	Gail
Days:	Mon., Aug., 24, 31
Time:	2:00-5:00
Fee:	\$40.00

It's A Wrap

You sell clothesline in a quilt shop? Yes, we do—for this technique. You wrap the fabric around the clothesline then wrap the wrap around itself to make the bowl or bag or whatever. Did you get all that? Come in and learn one of the latest and most fun techniques. **Book required.**



Teacher:	Gail
Days:	Sat., Aug 29
Time:	12:30-4:30
Fee:	\$30.00

County Lines

This could almost be a stashbuster because it can be made as a scrap quilt if you desire. It's pretty in southwest fabrics or make it in brights for a child or in elegant batiks. Any would be great. **Pattern required**



Teacher:	Gail
Days:	Wed., Sep. 2
Time:	2:00-5:00
Fee:	\$20.00

Fall Wreath

We've had a spring wreath, a summer wreath, and now a fall wreath, all made from the same pattern. (We'll have a winter one, too. Watch for it.) They make a very nice seasonal display to decorate your home or to give as gifts.

Pattern required



Teacher:	Susan
Days:	Mon., Sep. 14
Time:	2:00-5:00
Fee:	\$20.00



Flower Garden Tablerunner

Here's another way to use honey buns. The pattern itself wasn't very pretty, but Kathy has made ours in beautiful colors and it's a real winner. **Book required.**



Teacher: Kathy
Days: Mon. Sep. 28
Time: 2:00-5:00
Fee: \$20.00

Sewing Machine Basics

Are you a little intimidated by your sewing machine? Would you like to have a better idea of what it can do and how to take care of it? Here's your chance. Bring your machine along and we'll work through some of its features and foibles. We'll even have John here to tell you how to clean and oil it and keep it running smoothly.

Days: Wed. Sep. 30
Time: 10:00-4:00
Fee: \$20.00



Christmas in July



Slipper Cuties

These little slippers can be made for any size, but you do need to adjust the pattern. They're good gifts for the grandchildren. Make them to suit the individual's interests. **Pattern required.**



Teacher: Margaret
Days: Tues., July 7
Time: 1:00-5:00
Fee: \$20.00

Cell Phone Holder

Teen-age girls on your gift list? This cute little bag holds an I-pod, a cell phone, or any similar gadget. Make one for everybody's stocking and one for yourself. **Pattern required.**



Teacher: Gail
Days: Wed., July 8
Time: 1:00-4:00
Fee: \$20.00

Beach Buddy

Here's the perfect gift for pool-crazy Arizona folks. The Beach Buddy combines a quilt for lying in the sun with a towel to dry off after swimming. Just include a bottle of sunscreen and they'll be ready for summer. **Pattern required.**



Teacher: Margaret
Days: Thur., July 9
Time: 2:00-5:00
Fee: \$20.00

Christmas Stockings

It's time to make those Christmas stockings for new members of the family or those whose old stockings have worn out or gotten lost somehow. Make them elegant or whimsical, they'll be a hit. **Book required.**



Teacher: Gail
Days: Fri. July 10, 17
Time: 2:00-5:00
Fee: \$40.00

Christmas Coasters

We had this cute pattern last year and it was so popular that we decided to bring it back. The pattern and little kit makes four coasters that look like presents. So give them as presents. They'd be especially nice for a secret sister gift or for a neighbor. **Pattern required, kits available.**



Teacher: Kathy
Days: Mon., July 27
Time: 2:00-5:00
Fee: \$20.00

Purseletes

These cute little zipped bags would be great for make-up bags or for jewelry or for anything that's small and needs to be kept safe. Make them for stocking stuffers or for just-in-case gifts. **Pattern required.**



Teacher: Margaret
Days: Wed., July 15
Time: 2:00-5:00
Fee: \$20.00



Tree Skirt

This pattern is a quick and easy project so that you can be ready for Christmas before the rush begins. You might make it in traditional reds and greens or you might go for blues and silvers. Or throw caution to the winds and be creative. **Pattern required.**



Teacher: Ellen
Days: Tues., July 21, 28
Time: 1:00-4:00
Fee: \$40.00

Tee-Shirt Quilt

While not necessarily Christmasy, a tee-shirt quilt might be the perfect gift for the hard-to-buy-for person on your list. It doesn't have to be large, but it could be. Any way you make it, it says, "I'm thinking of you."

Teacher: Margaret
Days: Thur., July 23, 30
Time: 1:00-4:00
Fee: \$40.00

Patrick Lose Tablerunner

You choose which of his Christmas projects you want to do and we'll help you with it. The techniques are all about the same and he has some very cute Christmas patterns. Or if you'd rather do Halloween or just one of his regular patterns, come and join the fun. **Pattern required.**



Teacher: Barb
Days: Fri., July 24
Time: 2:00-5:00
Fee: \$20.00

Mini-Bow-Tucks Bag

This has been one of the most popular bags we've ever seen, so we thought you might want to make some for Christmas. Or just make one as a present for yourself. That's all right too. **Pattern required.**



Teacher: Gail
Days: Tues., July 14
Time: 1:00-4:00
Fee: \$20.00

Christmas Ribbons

This pattern didn't start out very Christmasy, but it's turned into one of the prettiest we've seen. You can make it scrappy, like the pattern shows, or you can make it in Christmas colors like our sample. It's up to you.

Book required.



Teacher: Kathy
Days: Wed., July 29, Aug. 5
Time: 1:00-4:00
Fee: \$40.00

Christmas Apron

Aprons are in and they make wonderful quick and easy gifts. This pattern is especially good for simple construction. Of if you wish, we even have a few apron panels. You decide. **Pattern or panel required.**



Teacher: Barb
Days: Fri., July 31
Time: 2:00-5:00
Fee: \$20.00

