

The BUZZ



7549 W. Cactus Rd
Peoria, AZ 85381
623-334-9359

www.quiltersbeeaz.com

October - December 2008

Have you noticed the cooler weather? Isn't it wonderful? Now the holidays are only around the corner and coming up fast. We have some really wonderful holiday fabric here at Quilter's Bee and we've scheduled some great classes to help you use it. We have lots of projects to help you make last-minute gifts for family and friends—and even yourself. Come in and share your holidays with us at Quilter's Bee.

KAREN HOUSNER:

Karen Housner, a certified quilt appraiser, will be at Quilter's Bee from 10:00-5:00 on Friday, October 3, to appraise your quilts, both old and new. She will take appointments each half hour, with time out for lunch. The charge is \$40 and she will give you a certified appraisal sheet that you can use for insurance or other purposes. Sign up now, since appointments are limited.

RETREAT:

There are still a few places available for our Fall retreat to Bear Cabin Inn, in the beautiful White Mountains near Show Low. This is a midweek retreat for those of you who don't like to be gone on the weekends. We will arrive on Monday, September 29, and stay until Thursday, October 2. It's a great place to relax and get a lot of sewing done.

BIRTHDAY PARTY

On December 12 we'll have a party to celebrate our sixth birthday. Come in and help us eat our birthday cake. We'll have some special door prizes and unannounced specials as well as our new coupon book. Join us for our birthday bash.



Announcements

NOTE: Quilter's Bee will close at 3:00 on Wednesday, November 26, and Wednesday, December 31, and at 2:00 on Wednesday, December 24. We will be closed on Thanksgiving Day, November 27, and on Christmas Day, December 25. We will be open from 10:00 until 3:00 on New Year's Day, January 1, for Fat Quarter Frenzy.

SEWING MACHINE REPAIR: Remember that John, the sewing machine repairman, comes every Wednesday to pick up and deliver machines. He also repairs machines here in the shop every fourth Wednesday. However, the day before Thanksgiving, the day before Christmas, and the day before New Year's Day will be short days, so you'll need to check with him beforehand.

FAT QUARTER FRENZY

Is New Year's Day just for football? No, it's also for Fat Quarter Frenzy. Between the hours of 10:00 and 3:00 every fat quarter in the store is on sale—20 for \$30. But you have to take them in groups of 20; if not, they're the full price of \$2.75 each. We'll have a plentiful supply and we'll have them both in coordinated bundles and individually folded so that you can satisfy your own creative urges. Y'all come!

COUPON HOLDERS

Be sure to check your coupon books for the events for the rest of the year. In October we'll participate in Make-a-Difference days. Bring canned food items in before October 28—not September 28, as it says on the coupon—and we'll enter your coupon into the special prize drawing. You will also receive 20% off all patterns and the food will go to the Westside Food Bank. On November 15 we will celebrate America Recycles Day by having a free class on making tee shirt quilts. Come in and bring the tee shirts you've been saving. On December 12 we'll be giving out a poinsettia pattern for you to use in creating holiday decorations and projects. We'll be celebrating our sixth birthday that day as well, so we'll have some extra prizes and special events. And as usual, we'll have some cookies to munch on. So come in and use your coupons for the rest of the year.

SHOPPING SPREES

Don't forget that shopping sprees are good from January 1 to December 31, so be sure you use yours before the end of the year. As of January 1, 2009, the 2008 receipts won't be good any more. Dig them out, add them up, and bring them in before they expire.





Kids Club

This year our Kids Club session will be held December 29-31 and January 2-3. New Year's Day interrupts the week, but we'll have a good time anyway. We'll meet each day from 12:30-4:30, except that we'll quit early on December 31 and we won't meet on January 1. The cost for the class is \$60 and we hope to have a good group of young people to learn to quilt.

Rise 'n Shine

Despite the fact—or maybe due to the fact—that Margaret keeps going somewhere else on the second Saturday, Rise 'n Shine is still going strong. If you're not here in the store at 9:30 on that day, you're missing out. They have interesting conversation, show and tell, and some door prizes and there's no fee at all. Come and join the Rise 'n Shine group.

Knotty Stitchers

If you enjoy hand embroidery and would like to learn more stitches and techniques, this is the club for you. Join them on the fourth Wednesday of each month at 6:00 to share your projects and develop new skills. The club fee is only \$5.00 a month. They'd love to have you join them; just let them know you're coming, please.

Stashbusters

If your stash is out of control, if you have scraps everywhere that you don't know what to do with, if you can't buy the gorgeous new fabric you want because you don't have anywhere to put it, this is for you. Our next stashbuster class is scheduled for November 11 and it's going to be fun. Bring your own scraps, whatever you want. We've had brights, Christmas, plaids, novelties, kids, whatever. You decide, then come and make it with the group. We can't think of anything more fun. We'll be continuing this program next year too, so collect your scraps and get them ready for the Stashbuster Projects.

Thimblebees

Hand quilters, take notice. This is a club especially for you. You can bring whatever you're working on and enjoy a couple of hours of friendly conversation while you enjoy the rhythm of hand quilting. What could be more relaxing? Come on the third Wednesday of each month from 10:00-12:00 or 1:00 if there's nothing else going on. The cost is just \$5.00 a session and it would be nice to know in advance if you plan to attend.

Block of the Month

We're almost through now and Margaret's in the process of making the actual finished quilt so that you can see it in time to decide about borders and backings. If you haven't made your Log Cabin blocks yet, it's time to get them done. If you have, you might start assembling the quilt, especially if you want it in time for Christmas. Then all you'll have to do is the final blocks and the borders—and the quilting, of course. In the meantime, we'll continue to see you on the third Thursday at 10:30, 1:00, 2:30, 4:30, or 6:00. And we'll be choosing a new Block of the Month soon, probably after Quilt Market the end of October, so be prepared.

Buck-a-Block


Those blue and yellow blocks are coming right along now—almost half done. It's going to be a very pretty project. You can use the blocks just as they are in a wall hanging or table topper or set them with sashings and borders and end up with a large quilt. It's up to you. The block kits are still a dollar and you can bring them in to show any time during the month and get the new one.

Dear Jane Club

The Dear Jane Club members continue their march towards completing their copies of the Jane Stickle quilt. Their progress is sometimes slow because there are so many little blocks in the original quilt, but they are indeed making progress. If you'd like to join them, they'd be delighted to see you. They meet on the second Wednesday of each month at 4:30, although they sometimes come a little earlier or stay a little later. The dues are \$30 a year. Come and have a good time.

Miniature Quilt Club

Some quilters like big quilts, but the members of the Miniature Quilt Club, as you'd expect, like small, sometimes tiny ones. They meet on the third Saturday of each month at 9:30 to show their little creations and to challenge each other to greater—or smaller, maybe—things. The dues are only \$25 a year. Come and think small.





Scraps 'n More

The Scraps 'n More groups are getting ready to finish their Covering America project and those quilts are going to be very nice indeed. Now they're deciding what to do next and each group may very well come up with something different. If you'd like to belong to one of the three groups, you need to talk with Susan about the details.

Mystery Quilt



We're halfway through this last mystery quilt for this year, but there's still time to join in the fun if you'd like. You'd just have to catch up with the first several clues. It's \$30 and that includes the pattern. The meetings are on alternate Wednesdays at 5:00 for just about half an hour and if you miss one, you just have to come in and we'll give you the clues you missed. If you don't want to try to catch up with this one, keep in touch, because we'll have a new one starting in January.

UFO Night

Here's the chance for you to finish your projects for the holiday—or just finish your projects. We sew the third Friday night of each month from closing time until midnight, so it gives plenty of time to get things done. The cost is \$20, which includes food and some sales and lots of good company. We have a limit of eight people, so don't delay in signing up.

SPECIAL CLASSES

If you see a class you'd like to take, but it's not at a good time for you, or if you'd like a special class, all you need to do is find two or three others who would also like the class, and we'll schedule it at a time when you can take it. We require that you have at least three class members and that the time be convenient for the teacher.

Legend	Some of the classes we offer require a book and/or a pattern for participation.	
	These are indicated by the following icons:	
	Book Required	 Pattern Required

- Buy your fabric before class so that you have time to wash and press it. (If you buy it at the time you register for class, we'll give you a 10% discount.)
- It will be helpful in some classes if you can cut the pieces before coming. Check the class requirements.
- Be sure to bring with you to class: Basic sewing equipment such as pins, scissors, needles, seam rippers; Sewing machine, thread and any needed attachments; Rotary cutter, mat, and rulers; Pencils and notepad; A smile and a friendly attitude.

Payment: Payment, either in person or by phone with an approved credit card, is due at the time of class enrollment. We will hold places in classes only for those who have paid.

Class Discount: If you register for a class at Quilter's Bee, we will give you a 10% discount on the fabrics required for the class. The discount must be taken at the time of purchase. Please remind the person at the register that you are buying fabric for a class.

Class Refund Policy: If you find that you can't attend a class in which you're enrolled, we can give you credit toward another class if you change or cancel at least three days before the class is scheduled. Because of the commitment we must make to our teachers, we cannot give credits after that time. If you find at the last minute that you cannot attend a class, you might invite a friend to come in your place.

Class Cancellations: We will make every attempt to hold the classes as scheduled. However, there may be times when we must cancel a class. We will also cancel the class if only one person registers. (You might ask a friend to take the class with you to avoid this type of cancellation.) If we must cancel a class for any reason, we will give you credit toward another class. Please ask for your credit voucher as soon after the cancelled class as possible.



A Place to Start

Quilting 101

You've wanted to learn to quilt but haven't had a chance. Well, here's your chance. This class will take you from the very beginning to sandwiching the finished top with the batting and the back. You'll learn to cut, piece, and boarder the top and get a lesson on quilting and binding—and you'll come out with a pretty little quilt to hand on the wall or throw over your knees on a cool evening.

Book Required.



Teacher: Margaret
Days: Tues, Oct. 14, 21, 28, Nov. 4
Time: 6:00 - 9:00
Fee: \$60.00

Appliqué

This class is for those of you who want to learn appliqué. It will include several techniques of both hand and machine appliqué. Try it and you may find that this is your favorite style. **Pattern required.**



Teacher: Marla
Days: Thurs., Oct. 2, 9
Time: 1:00 - 4:00
Fee: \$40.00

Hand Piecing: Grandmother's Flower Garden

Although we give a hand-piecing class almost every quarter, this one is special because you will learn to make the Grandmother's Flower Garden pattern, one of the most loved from early in the last century. **Book required.**



Teacher: Barb
Days: Mon., Oct. 20, 27
Time: 2:00 - 5:00
Fee: \$40.00

Hand Quilting

If you've been afraid to try hand quilting, now's the time to learn. It's relaxing, portable, and a link to the past. Let Kathy show you how it's done. **Book suggested.**



Teacher: Kathy
Days: Tues., Nov. 18, 25, Dec. 2
Time: 6:00-9:00
Fee: \$45.00

Quilting 102

You've finished the beginning class, but you're still not confident enough of your skills to branch out on your own. This class is a continuation of your beginning class, make several new blocks, including some with triangles and some with small pieces, and put them together into a sampler quilt. **Requires the same book as the beginning class.**



Teacher: Margaret
Days: Sat., Nov 22, 29, Dec. 6, 13
Time: 1:00 - 4:00
Fee: \$60.00

Binding Your Quilt

Do you know the difference between straight-grain and bias binding? Do you care? Well, you should. Sometimes it really makes a difference in the way the finished quilt looks. This class will teach you that difference, as well as how to miter the binding and other techniques to show off your tops the best possible way. **Pattern required.**



Teacher: Ellen
Days: Friday, Nov 7, 14
Time: 2:00-4:00
Fee: \$30.00

Machine Quilting

This class teaches the basics of using your own sewing machine to quilt. You will learn to use the walking foot to do straight line quilting and the darning foot for freehand techniques, so you will need a machine with both of those feet. You will also need a way to lower or cover the feed dogs. **Book and Kit required.**



Teacher: Margaret
Days: Sat., Nov. 1, 8
Time: 1:00-4:00
Fee: \$40.00





The Next Step

Log Cabin Table Runner

This is a very pretty table runner that could be made out of a number of different fabrics, including the poinsettia stripe. It would make a wonderful Christmas decoration or gift.

Pattern required, kits available.

Teacher: Susan
Days: Wed., Oct. 1
Time: 6:00 - 9:00
Fee: \$20.00



Solar Flare

You've seen this gorgeous quilt hanging in the store for a while and now you have the opportunity to make one yourself. Imagine those vibrating colors brightening up your own home. **Kit required.**

Teacher: Gail
Days: Mon., Oct. 6
Time: 2:00 - 5:00
Fee: \$20.00

Quilt as You Go

Here are some ways you can complete even big quilts without tying them or sending them to a quilter. Come and learn how. **Book required.**



Teacher: Margaret
Days: Sat., Oct. 18
Time: 1:00 - 4:00
Fee: \$20.00

Irish Reel

This is not quite an Irish chain, but it's a very nice quilt indeed. This is one of the STTP patterns, which you sew on the square, cut in a certain way, reassemble, and end up with the whole thing on the point. It's a little scary at first, but a lot of fun. **Pattern required.**



Teacher: Barb
Days: Thur., Oct. 23, 30
Time: 2:00 - 5:00



Bargello Heart

We've done this pattern twice before and continue to have requests for it. If you've ever wanted to make a bargello quilt, this is a beautiful one to make. **Book Required.**



Teacher: Ellen
Days: Sat., Oct. 4, 11, 25
Time: 1:00 - 4:00
Fee: \$45.00

Steeple Chase

Here's a quilt that's interesting for an experienced quilter, but easy enough for a beginner. The book focuses on batiks, but you could make it any style and it would be really good in masculine fabrics. **Book required**



Teacher: Ellen
Days: Tues., Oct. 7, 14
Time: 1:00 - 4:00
Fee: \$40.00



Cathedral Windows

This has been a favorite quilt technique for years, but it can be a little tricky. Come and let Kathy show you how to do it.

Teacher: Kathy
Days: Tues., Oct. 21, 28
Time: 1:00 - 4:00
Fee: \$40.00

New York Beauty

Don't let all those points scare you; this pattern is paper pieced, so the points come out fine, almost automatically. If you don't know how to paper piece, you will by the time you're finished. **Book required.**



Teacher: Kathy
Days: Fri., Oct. 24, 31
Time: 1:00 - 4:00
Fee: \$40.00



Charm Sunday

You've been buying charm packs because they were so pretty and appealing. This pattern will show you something very nice to do with them. Or you could make it out of fat quarters or even scraps. Just cut them a little differently.

Pattern required.



Teacher: Barb
Days: Mon., Nov. 3
Time: 2:00 - 5:00

Tall Trees

Actually, there are several versions of this pattern and you can make any of them that you want. They are all done the same way, but come out as different colorways and seasons. **Pattern required.**



Teacher: Barb
Days: Thur., Nov. 6, 13
Time: 2:00 - 5:00
Fee: \$40.00

Topsy-Twosy

This is different—you start out to make one quilt and end up with two different ones. What fun! It just starts with an X-block ruler. Come and find out what we mean.

Pattern and ruler required.



Teacher: Margaret
Days: Thur., Nov. 18, 25
Time: 1:00 - 4:00
Fee: \$40.00

Diamonds in the Rough

This is a lovely pattern by Debbie Caffrey, the same designer who makes most of our mystery patterns. Her directions are good, the quilts come out great, and Susan will show you a clever technique to make it easier. You'll enjoy this beauty. **Pattern required.**



Teacher: Susan
Days: Fri., Nov. 21, 28
Time: 2:00 - 5:00
Fee: \$40.00

Lilacs: Strips and Curves

This is a stunning quilt and an interesting technique. If you haven't done curved piecing before, this is a good place to start. **Pattern and tools required.**



Teacher: Marla
Days: Tues., Nov. 4, 11
Time: 1:00 - 4:00
Fee: \$40.00

Mosaic Rose

You'll want to choose your fabric carefully for this quilt so that you get something really beautiful for those big pieces. Roses would be good, or the big sunflowers, maybe. It'll be a wonderful quilt. **Pattern required.**



Teacher: Susan
Days: Mon., Nov. 10, 17
Time: 2:00 - 5:00
Fee: \$40.00

Back to Back

Are you one of those who still say she'll just use a sheet for the back? We hope not. This class will give you pointers on how to figure out how much you'll need to make the back of your quilt as interesting as the front—and maybe save a little money, besides.

Teacher: Ellen
Days: Wed., Nov. 19
Time: 1:00 - 4:00
Fee: \$20.00





Just for Fun - and for the Holidays

Punkin Heads

This is a very cute little Halloween wall hanging to brighten up your home without scaring the children. It's quick and easy and can be finished in time for Halloween this very year. **Pattern required, kits available.**

Teacher: Margaret



Days: Wed., Oct. 8

Time: 1:00 - 4:00

Fee: \$20.00

Victorian Halloween

This fabric brings back the feel of old Halloweens—when the costumes were supposed to be cute, rather than scary. The pattern makes a nice wallhanging or even a tablecloth. **Pattern required.**

Teacher: Margaret



Days: Mon., Oct. 13

Time: 2:00 - 5:00

Fee: \$20.00

Big Thangles Tree Skirt

This is a beautiful tree skirt—or don't cut the hole and use it as a table topper. We've made it in reds and golds and an elegant black metallic border, but you could make it as formal or informal as you want. **Pattern required.**

Teacher: Gail



Days: Wed., Nov. 5

Time: 1:00 - 4:00

Fee: \$20.00

Advent Calendar

We have three different advent calendar panels this year and you could use any one of them for this class. They look different, but they're all made essentially the same way. And they're easy enough that you can get this done in time for December. **Panel required.**

Teacher: Ellen

Days: Mon., Nov. 4

Time: 2:00 - 5:00

Fee: \$20.00

Autumn Banner

Do you get tired of Halloween taking over fall decorations? This is a lovely wall hanging that says fall without mentioning either Halloween or Thanksgiving. Or you could choose different fabrics and make it for another season. Whatever, it'll be nice. **Pattern required.**

Teacher: Susan



Days: Fri., Oct. 10

Time: 2:00 - 5:00

Fee: \$20.00

Have a Happy Scrappy Christmas

This is a way to use up your red, green, and white scraps and have something really nice to show for it. Make one block and you'll have a pretty Christmas table topper or wall hanging. Make four blocks and you'll have a bed-sized quilt. **Book required.**



Teacher: Gail

Days: Fri., Oct. 17

Time: 2:00 - 5:00

Fee: \$20.00

O Christmas Tree

This is a very nice lap quilt or big wall hanging. It could even be made out of flannels for a baby's Christmas gift. Or use up your green and white scraps. **Book required.**

Teacher: Gail



Days: Wed., Oct. 29

Time: 1:00 - 4:00

Fee: \$20.00

Quick Gifts

The first week of December we'll have a number of classes to help you make quick last-minute gifts. Each class is designed to let you finish the project before you go home that afternoon. We hope you'll take a bit of time for yourself and to make things for others before the real rush of Christmas sets in. Each class will run from 1:00—4:00 and will cost \$20.00. For more details and to see the samples, come into the store and we'll gladly provide more information.

Mon. Dec. 1: Four Square Apron

Tues. Dec. 2: Hot Pads

Wed., Dec. 3: Placemats

Thurs., Dec. 4: Table Runner

Fri., Dec 5: Green Bag

Mon., Dec. 8: Memory Keepers